




VEEV now™

Electronic Cigarette User Guide

CHARGE:

-  Before first use, charge the device as per Safety Warnings and Instructions.
-  WHITE charging symbol blinks during charging.
-  When your device is fully charged (100%), the WHITE charging symbol stays ON for 10 sec, then the Screen will turn OFF.

CHARGING REQUIRED:

- When you try to take a puff, and the Screen blinks 3 times, your device is out of charge. Recharge as per Safety Warnings and Instructions to continue using.

HOW TO USE:

- Remove the Top Cap before use.
- When you take a puff, the Screen turns ON and displays battery and liquid levels. The Screen will turn OFF after 8 sec when device is not used.
- For an optimal sensorial experience, it is

recommended to use this product within 45 days of opening the sealed pouch. Charge your device regularly until you completely use the product.



LIQUID LEVEL INDICATOR:

- As you use the device, the coloured levels of the indicator will disappear as the liquid depletes.
- When only **ORANGE** level remains, your device is nearly empty. Consider buying a new device.

OUT OF LIQUID:

- When the **ORANGE** level disappears, your device is empty. If you try to take a puff, the Screen blinks 10 times. Your device is fully used. Return your device

for recycling, or dispose in accordance with Safety Warnings and Instructions. Visit veev-vape.com for further details.

ERROR:

- If your device does not work or does not charge, it may be:
- Outside the operating temperature range.
- Power Adaptor or Charging Cable are not compatible.
- Your device is fully used.
- If the Screen blinks 5 times, your device may have malfunctioned.

In all cases, refer to the Safety Warnings and Instructions for details or visit veev-vape.com for support.

Learn more at : www.veev-vape.com